

# SINTERKLAAS SONG BOEK

## BEGELEIDINGEN VAN SINTERKLAAS LIEDJES VOOR AKOESTISCH GITAAR

© DINGEMAN COUMOU

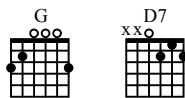


1. DAAR WORDT AAN DE DEUR GEKLOPT (PAG 2)
2. DAG SINTERKLAASJE (PAG 3)
3. DE ZAK VAN SINTERKLAAS (PAG 4)
4. O, KOM ER EENS KIJKEN (PAG 5)
5. SINTERKLAAS IS JARIG (PAG 6)
6. SINTERKLAAS KAPOENTJE (PAG 7)
7. SINTERKLAAS, DIE GOEDE HEER (PAG 8)
8. SINTERKLAASJE KOM MAAR BINNEN MET JE KNECHT (PAG 9 EN 10)
9. SINTERKLAASJE, BONNE, BONNE, BONNE (PAG 11)
10. WIE KOMT ER ALLE JAREN (PAG 12)
11. ZIE DE MAAN SCHIJNT DOOR DE BOMEN (PAG 13)
12. ZIE GINDS KOMT DE STOOMBOOT (PAG 14)

# DAAR WORDT AAN DE DEUR GEKLOPT

Transcribed by Dingeman Coumou

Arranged by Dingeman Coumou



**A** Melodie

1 D7 G D7 G D7 G D7 G

Gtr I

T	3	0	3 1	0	0	0	2	0	0	0	3	0	3 1	0	0	0	2	0	0	0
A				0	0		0	0					0	0		0	0			0
B							0	0								0	0			

9 D7 G D7 G D7 G D7 G

T		0		0	0	2	0	0	0	3	0	3 1	0		0	0	2	0	0	0
A	2	0	0	0	0	2	0	0	0	0	0	0	0	0	0	0	2	0	0	0
B	0	0				0	0									0	0			

**B** Begeleiding

17 D7 G D7 G D7 G D7 G

T	2	3	3	3	2	2	2	3	3	3	2	2	2	3	3	3	2	2	2	3
A	1	0	0	0	1	1	1	0	0	0	1	1	1	0	0	0	1	1	1	0
B	2	0	0	0	2	2	2	0	0	0	2	2	2	0	0	0	2	2	2	0
	0	0	0	0	0	0	0	0	0	0	0	0	0	0	0	0	0	0	0	0
	2				2			2			2			2			2			2
	3				3			3			3			3			3			3

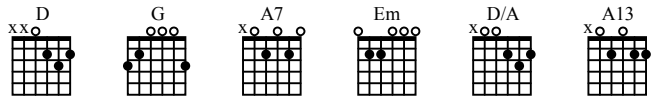
25 D7 G D7 G D7 G D7 G

T	2	3	3	3	2	2	2	3	3	3	2	2	2	3	3	3	2	2	2	3
A	1	0	0	0	1	1	1	0	0	0	1	1	1	0	0	0	1	1	1	0
B	2	0	0	0	2	2	2	0	0	0	2	2	2	0	0	0	2	2	2	0
	0	0	0	0	0	0	0	0	0	0	0	0	0	0	0	0	0	0	0	0
	2				2			2			2			2			2			2
	3				3			3			3			3			3			3

# DAG SINTERKLAASJE

Transcribed by Dingeman Coumou

Arranged by Dingeman Coumou



## A Melodie

Melodie section 1 (Measures 1-4). Chords: D, G, D, A7, D, Em, D/A, A7.

Gtr I

T		0					
A	2	0	2	0	2	4	0
B	4	2	0	4	2	4	2

Melodie section 2 (Measures 5-8). Chords: D, G, D, Em, D/A, A7, D.

T		0					
A	2	0	2	0	2	4	0
B	4	2	0	4	2	4	0

## B Begeleiding

Begeleiding section 1 (Measures 9-12). Chords: D, G, D, A7, D, Em, D/A, A7.

T	2 2	2 2	3 3	2 2	0 0	2 2	2 0	2 2	2 0
A	3 3	3 3	0 0	3 3	2 2	3 3	0 0	2 0	2 0
B	0 0	0 0	0 0	0 0	0 0	2 0	0 0	2 0	2 0

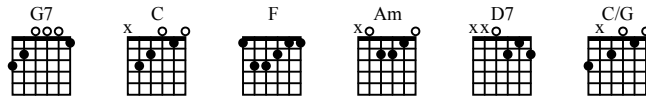
Begeleiding section 2 (Measures 13-16). Chords: D, G, D, Em, D/A, A7, A13, D.

T	2 2	2 2	3 3	2 2	0 0	2 2	2 0	2 2	2 0
A	3 3	3 3	0 0	3 3	0 0	3 3	2 0	2 0	2 0
B	0 0	0 0	0 0	0 0	2 0	0 0	2 0	2 0	2 0

# DE ZAK VAN SINTERKLAAS

Transcribed by Dingeman Coumou

Arranged by Dingeman Coumou

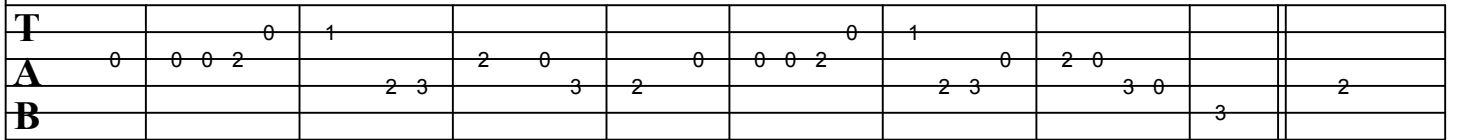


## A Melodie

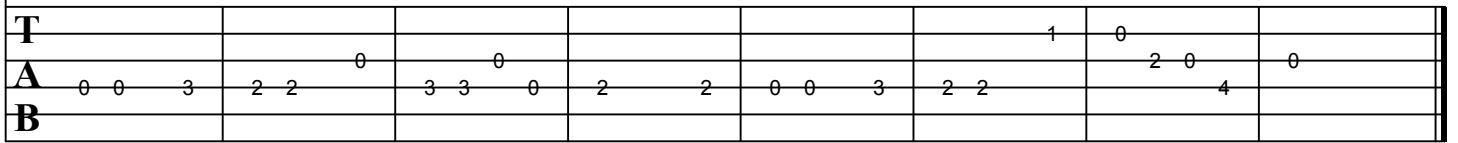
G G7 C F G7 C G7 C G7 C Fine



Gtr I



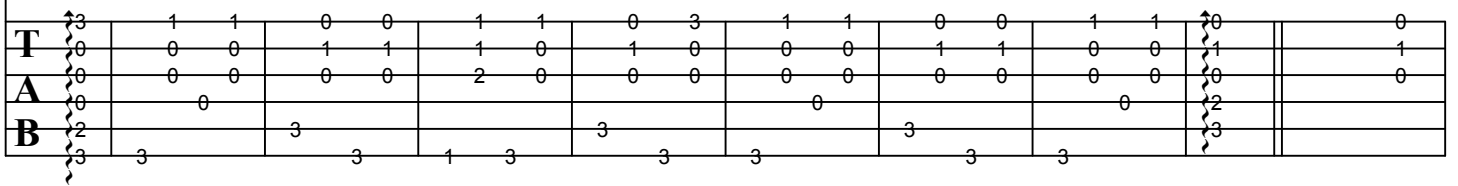
G7 C G7 C G7 C Am D7 G DC al Fine



## B Begeleiding

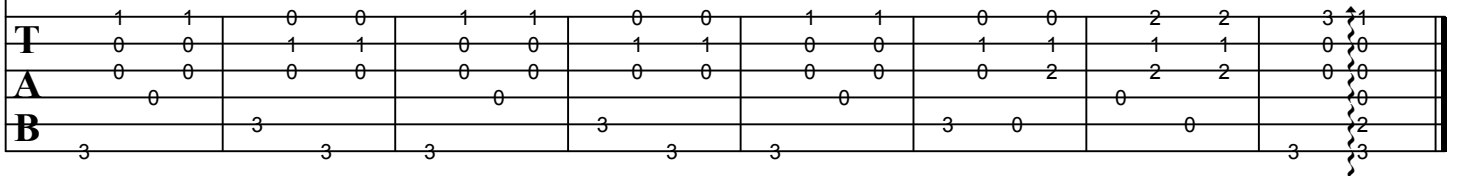
Fine

G G7 C C/G F G7 C G G7 C C/G G7 C



D.S.

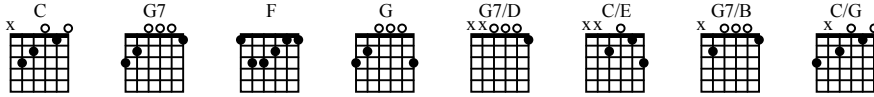
G7 C C/G G7 C C/G G7 C Am D7 G G7



# O, KOM ER EENS KIJKEN

Transcribed by Dingeman Coumou

Arranged by Dingeman Coumou



## A Melodie

C G7 C G7 C G7 C G7 C G7 C

Gtr I

*Fine*

G G7 C G G7 C F C G7 C G7

*D.C. al Fine*

## B Begeleiding

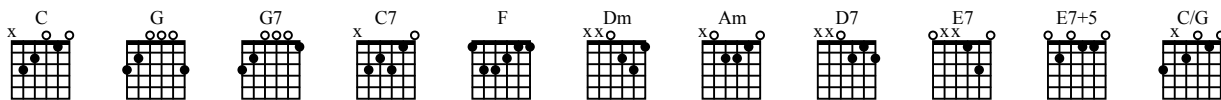
C G7/D C/E C C G7 C G7 C G7/D C/E C C/G G7 C *Fine*

G G7/B C C/E G G7/B C C/E F C C/G C G C G7 *DC al Fine*

# SINTERKLAAS IS JARIG

Transcribed by Dingeman Coumou

Arranged by Dingeman Coumou



## A Melodie

C G G7 C C7 F C Dm G7 C C/G D7 G G7

Gtr I

T		1		1 0				1 0	
A	0 0	0	2 2 2	0		2 0		2 0	2 0
B	3					0 2 3		2 0 0	

C Dm G7 C E7+5 E7 F G7 C

T				0		1 0 0			
A	2 3	0 2	3 0	3 0 2	0	0	2	0	0
B		3 0		3		2		0 2 3 0	3

## B Begeleiding

C G G7 C C7/E F C C/G Dm G7 C C/G D7 G G7

T	0 3 3 1	0	0	1 1	0 0	1 1	0 0	2 2	3 1
A	0 0	1 1	0 3	2 2	0 0	3 0	1 1	1 1	0 0
B	3	3	2	3	0	0	0 0	2 2	0 0

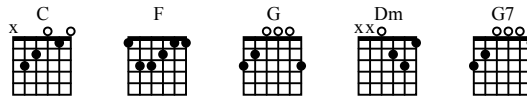
C Dm G7 C C/G C E7+5 E7 F G G7 C

T	0 0	1 1	1 1	0 0	0 0	0 0	3 1	3 1	0 0
A	0 0	3 0	0 0	0 0	1 1	1 1	1 1	0 0	0 0
B	3	0	0	0	0	0	3 1	0 0	0 0

# SINTERKLAAS KAPOENTJE

Transcribed by Dingeman Coumou

Arranged by Dingeman Coumou



## A Melodie

C F G C F G C

Gtr I

T							
A	0	0	2	2	0		
B					2		

Dm G7 F G7 C

T							
A	3	3	3	0	3	3	2
B						0	3

## B Begeleiding

C F G C C F G C

T	0	1	2	0	0	1	2
A	0	1	2	0	0	1	2
B	3	3	2	3	3	2	3

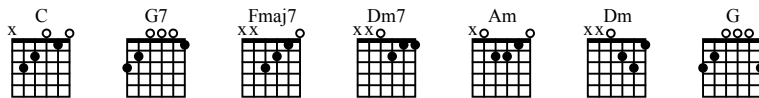
Dm G7 F G7 C

T	1	1	1	1	1	1	0
A	2	2	2	2	2	2	0
B	0	0	0	0	0	0	3

# SINTERKLAAS DIE GOEDE HEER

Transcribed by Dingerman Coumou

Arranged by Dingerman Coumou



## A Melodie

C G7 C Fmaj7 Dm7 G7 G G7 C

Gr I

T	1	1	1	0	1	3	3	3	3	1	3	0	0	3	1	0	3	1
A	0						0											
B																		

C Am Dm G7 C Am Dm G7 C G7 C

T	0	0	1	1	3	1	0	0	0	1	1	3	1	0	1	0	3	1	1
A					2	0					2	0			0				
B																			

## B Begeleiding

C G7 C Fmaj7 Dm7 G7 G G7 C

T	0	0	0	0	1	1	1	1	1	1	1	1	0	0	1	1	3	1	0
A	1	1	1	1	0	0	0	0	0	0	1	1	1	1	1	0	0	0	1
B	0	0	0	0	0	0	0	0	0	0	0	0	0	0	2	0	0	0	0
B	3				0				2		3				2	2	2	3	

C Am Dm G7 C Am Dm G7 C G7 C

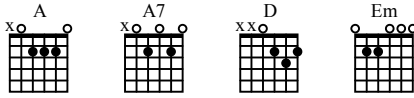
T	0	0	0	0	1	1	1	1	0	0	1	1	0	0	1	1	0	0	0
A	1	1	1	1	3	3	0	0	1	1	0	0	1	1	0	0	1	1	1
B	0	0	2	2	2	2	0	0	2	2	0	0	2	2	0	0	0	0	0
B	3	0			0				0		3		3		2	2	2	3	



# SINTERKLAASJE KOM MAAR BINNEN MET JE KNECHT

Transcribed by Dingeman coumou

Arranged by Dingeman Coumou



**A** Melodie

1 A A7 D A7 D A7

Gr I

T	0										
A	2	2 0				0			2		
B		4 2	0 0 0 0 0	4 4	2	0	4	2	0 4	2	4 2

6 D A7 D A A7 D

T					0						
A	4	0 2	4	2 4	0 2	4	0 2	2 0	4 2	0 0 0	4 4
B											

11 Em A7 D A7 D Em A7

T											
A	2	0						0	4 4 4	2	0
B		2 4	0			0 0	0 0 0 0 0 0 0 0	0			2 4

16 D A7 D Em A7 D

T											
A	0 4 0					0		0			
B		0 0	0 0 0 0 0 0 0 0			0	4 4 4	2	2 4		0 4 0

**B** Begeleiding

Musical notation system 1 (Measures 21-25). Chords: A, A7, D, A7, D, A7.

Staff 1: Treble clef, G major key signature. Chords: A, A7, D, A7, D, A7.

Staff 2: Bass clef, guitar tablature. Fingering: 2, 3, 2, 2, 2, 0, 0, 0, 0, 0, 2, 2, 2, 2, 2, 0, 0, 0, 0, 0.

Staff 3: Bass clef, guitar tablature. Fingering: 2, 2, 2, 2, 2, 0, 0, 0, 0, 0, 2, 2, 2, 2, 2, 0, 0, 0, 0, 0.

Staff 4: Bass clef, guitar tablature. Fingering: 0, 0, 0, 0, 0, 0, 2, 0, 0, 0, 0, 0, 0, 0, 0, 0, 2, 0, 0, 0, 0.

Staff 5: Bass clef, guitar tablature. Fingering: 0, 0.

Musical notation system 2 (Measures 26-30). Chords: D, A7, D, A, A7, D.

Staff 1: Treble clef, G major key signature. Chords: D, A7, D, A, A7, D.

Staff 2: Bass clef, guitar tablature. Fingering: 2, 2, 2, 2, 2, 0, 0, 0, 0, 0, 2, 2, 2, 2, 2, 0, 0, 0, 0, 0, 2, 2, 2, 2, 2, 0, 0, 0, 0, 0.

Staff 3: Bass clef, guitar tablature. Fingering: 3, 3, 3, 3, 3, 2, 2, 2, 2, 2, 3, 3, 3, 3, 3, 2, 2, 2, 2, 2, 3, 3, 3, 3, 3, 2, 2, 2, 2, 2.

Staff 4: Bass clef, guitar tablature. Fingering: 2, 2, 2, 2, 2, 0, 0, 0, 0, 0, 2, 2, 2, 2, 2, 0, 0, 0, 0, 0, 2, 2, 2, 2, 2, 0, 0, 0, 0, 0.

Staff 5: Bass clef, guitar tablature. Fingering: 0, 0, 0, 0, 0, 0, 2, 0.

Musical notation system 3 (Measures 31-35). Chords: Em, A7, D, A7, D, Em, A7.

Staff 1: Treble clef, G major key signature. Chords: Em, A7, D, A7, D, Em, A7.

Staff 2: Bass clef, guitar tablature. Fingering: 0, 0, 0, 0, 0, 2, 2, 0, 0, 0, 0, 0, 0, 0, 0, 0, 0, 0, 0, 0, 0, 0, 2, 2, 0, 0, 0, 0, 0, 0, 0.

Staff 3: Bass clef, guitar tablature. Fingering: 0, 0, 2, 2, 2, 3, 3, 2, 2, 2, 2, 2, 2, 2, 2, 2, 2, 2, 3, 3, 0, 0, 2, 2, 0, 0, 2, 2, 2, 2, 2.

Staff 4: Bass clef, guitar tablature. Fingering: 0, 0, 0, 0, 0, 2, 2, 0, 0, 0, 0, 0, 0, 0, 0, 0, 0, 0, 0, 0, 0, 0, 2, 2, 0, 0, 0, 0, 0, 0, 0.

Staff 5: Bass clef, guitar tablature. Fingering: 0, 0, 0, 0, 0, 0, 2, 0, 0, 0, 0, 0, 0, 2, 0, 0, 2, 0, 0, 0, 0, 0, 2, 0, 0, 0, 0, 0, 0, 0, 0, 0.

Musical notation system 4 (Measures 36-40). Chords: D, A7, D, Em, A7, D.

Staff 1: Treble clef, G major key signature. Chords: D, A7, D, Em, A7, D.

Staff 2: Bass clef, guitar tablature. Fingering: 2, 2, 2, 0, 0, 0, 0, 0, 0, 0, 0, 0, 2, 2, 0, 0, 0, 0, 0, 0, 2, 2, 0, 0, 0, 0, 0, 0, 0, 0, 0.

Staff 3: Bass clef, guitar tablature. Fingering: 3, 3, 3, 2, 2, 2, 2, 2, 2, 2, 2, 2, 3, 3, 0, 0, 2, 2, 2, 2, 3, 3, 0, 0, 2, 2, 2, 2, 2, 2, 2.

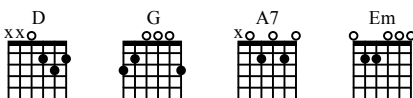
Staff 4: Bass clef, guitar tablature. Fingering: 2, 2, 2, 0, 0, 0, 0, 0, 0, 0, 0, 0, 2, 2, 0, 0, 0, 0, 0, 0, 2, 2, 0, 0, 0, 0, 0, 0, 0, 0, 0.

Staff 5: Bass clef, guitar tablature. Fingering: 0, 0, 2, 2, 0, 0, 2, 0, 0, 0, 0, 0, 2, 0, 0, 2, 0, 0, 0, 0, 2, 0, 0, 0, 0, 0, 0, 0, 0, 0, 0.

# SINTERKLAASJE BONNE, BONNE, BONNE

Transcribed by Dingeman Coumou

Arranged by Dingeman Coumou



## A Melodie

D G A7 D D G A7 D

Gtr I

T			0	0		0			0	0		0
A	2	2			2	2	0		2	2	0	
B						4	0				4	0

Em A7 G A7 D

T					0							
A	0	0	0		0		0		2	0		4
B			2							4		2

## B Begeleiding

D G A7 D D G A7 D

T	2	2	3	3	0	0	0	0	2	2		2	2	3	3	0	0	0	0	2	2
A	3	3	0	0	2	2	2	2	3	3		3	3	0	0	2	2	2	2	3	3
B	2	2	0	0	0	0	0	0	2	2		2	2	0	0	0	0	0	0	2	2
B	0		0	0	2	2		0	0			0	0			2	2	2	2	0	

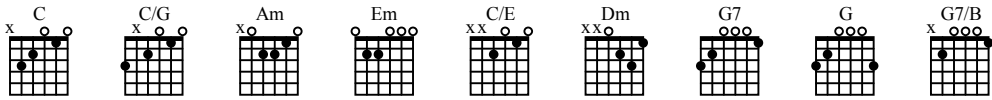
Em A7 G A7 D

T	0	0	0	0	0	0	0	0	0	0	0	0	0	0	0	0	0	0	0	0	0	2
A	0	0	0	0	0	0	0	0	0	0	0	0	0	0	0	0	0	0	0	0	0	2
B	2	2	2	2	2	2	2	2	2	2	2	2	2	2	2	2	2	2	2	2	0	
B	2	2			0	0			0	0		2	2			0	0			0	0	

# WIE KOMT ER ALLE JAREN

Transcribed by Dingeman Coumou

Arranged by Dingeman Coumou



## A Melodie

Chords: C, Am, Em, C, Dm, G7

Gtr I

1

T: 1 0 0 0 1 0 2 2 0 2 0

A: 2 2 3 0 0 2 2 3 2 0

B: 0 0 0 0 0 0 0 0 0 0

Chords: G, G7, C, G7, C

5

T: 0 0 3 0 1 0 0 1 3 0 1

A: 0 0 2 0 0 2 0 0 0 0

B: 0 0 0 0 0 0 0 0 0 0

## B Begeleiding

Chords: C, C/G, Am, Em, C, C/E, Dm, G7

9

T: 0 1 0 1 0 0 0 0 0 0 1 1

A: 0 0 0 0 2 2 0 0 0 0 2 0 0 0

B: 3 3 0 0 3 2 0 0 0 0 3 0 3

Chords: G, G7/B, C, C/E, G7, C

13

T: 3 1 0 0 1 1 0 0 0 0 0 0

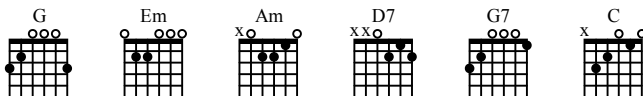
A: 0 0 0 0 0 0 2 0 0 0 0 0

B: 3 2 3 2 3 3 2 3 3 3 3 3

# ZIE DE MAAN SCHIJNT DOOR DE BOMEN

Transcribed by Dingeman Coumou

Arranged by Dingeman Coumou



## A Melodie

G Em Am D7 G G Em Am D7 G G7



Gtr I

T											
A	0 0	0 0 0 2	0	2 2 2 2 2 2 0	0	0 0 0 2	0	2 2 2 2 2 2 0	0	0 0	
B											

C G D7 G G Em Am D7 G



T	1 1 0	0 0 0	3 0			0 0 0					
A		2	2 3 2	0		0 0 0 0 0 2		2 0	4 4	0	
B											

## B Begeleiding

G Em Am D7 G G Em Am D7 G G7



T	3 3 3 3	0 0 0	0 0 0 0 2	3 3 3 3	3 3 3 3	0 0 0	0 0 0 0 2	3 3 3 1			
A	0 0 0 0	0 0 0	1 1 1 1 1	0 0 0 0	0 0 0 0	0 0 0	1 1 1 1 1	0 0 0 0			
B	0 0 0 0	2 2	2 2 2 2 2	0 0 0 0	0 0 0 0	2 2	2 2 2 2 2	0 0 0 0			

C G D7 G G Em Am D7 G

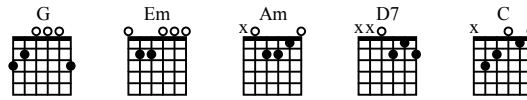


T	0 0 0 0	3 3 3 3	2 2 2 2	3 3 3	3 3 3 3 3	0 0 0 0	0 0 0 2	3			
A	0 0 0 0	0 0 0 0	1 1 1 1	0 0 0	0 0 0 0 0	0 0 0 0	1 1 1 1	0			
B	2 2 2	0 0 0	0 0 0	0 0	0 0 0 0	2 2 2	2 2 0	0			

# ZIE GINDS KOMT DE STOOMBOOT

Transcribed by Dingeman Coumou

Arranged by Dingeman Coumou



## A Melodie

G Em Am D7 G Em Am D7 G

10

T		0		1		0		1		3
A	0	0 0	2 2		0	0 0	2 2 2		0	
B			4 4		0		4 4			

D7 G C D7 G Em Am D7 G

T	2 2	3	0 0	3	1 1	0		0 1	3 0	1	2	0
A						2	0	0 0 2		0	2	4
B						0						

## B Begeleiding

G Em Am D7 G G Em Am D7 G

T	3 3 3 0	0 0 0 0	2 2 2 2	3	3 3 3 0	0 0 0 0	2 2 2 2	3
A	0 0 0 0	1 1 1 1	1 1 1 1	0	0 0 0 0	1 1 1 1	1 1 1 1	0
B	0 0 0 0	2 2 2 2	2 2 2 2	0	0 0 0 0	2 2 2 2	2 2 2 2	0
B	0 0 2	2 2 2	0 0 0	0	0 0 2	2 2 2	0 0 0	0
B	2	0	2	2	2	0	2	2
B	3			3				3

D7 G C D7 G Em Am D7 G

T	2 2 2 2	3 3 3 0	0 0 0 0	2	3 3 3 0	0 0 0 0	0 0 0 2	3
A	1 1 1 1	0 0 0 0	1 1 1 1	1	0 0 0 0	0 0 0 0	1 1 1 1	0
B	2 2 2 2	0 0 0 0	0 0 0 0	2	0 0 0 0	0 0 0 0	2 2 2 2	0
B	0 0 0	0 0 0	2 2 2	0	0 0 0	2 2 2	2 2 0	0
B	2	2	3	2	2	2	0	2
B		3			3	0		