

FUNKTIONELE HARMONIELEER

OP DE  
GITAAR.

Samengesteld door

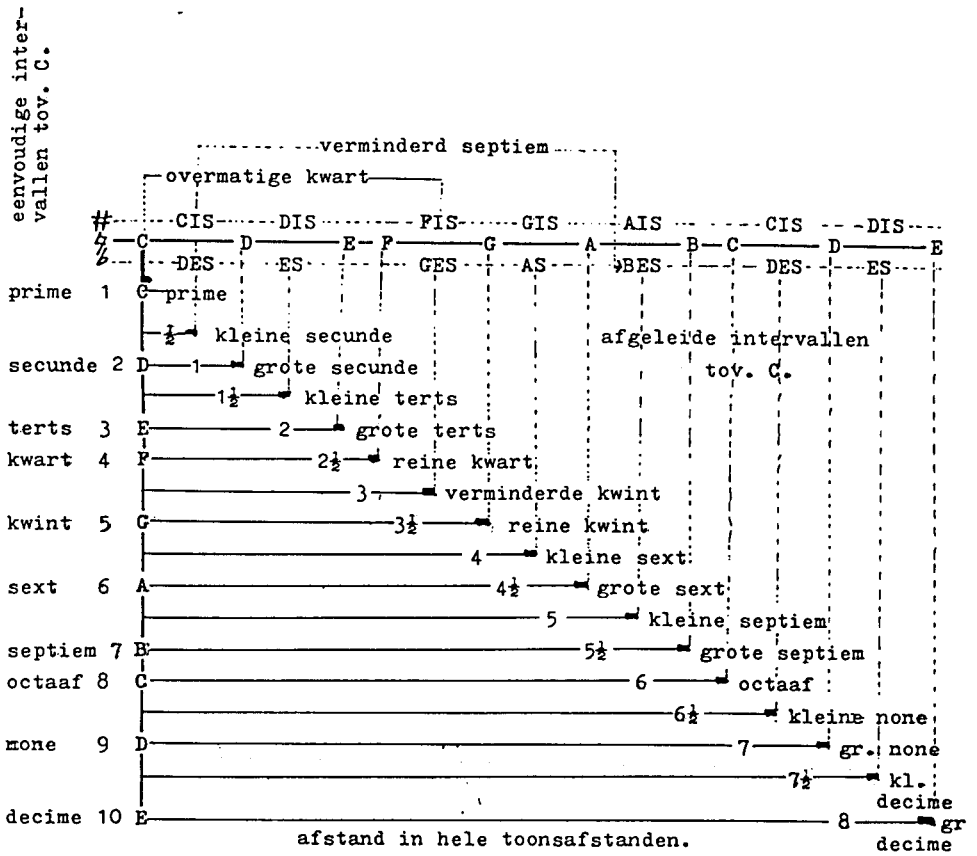
Dingeman J. Coumou.



(met accoorden schena's en ritme)

Copyright DJC.

INTERVALLEN (= afstanden tussen 2 tonen.)

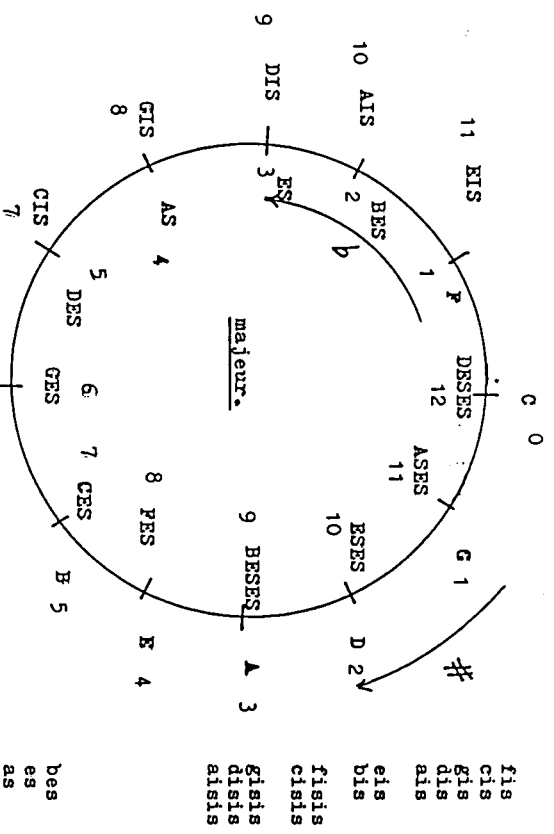


Accoorden op de Majeur (Do) ladder.

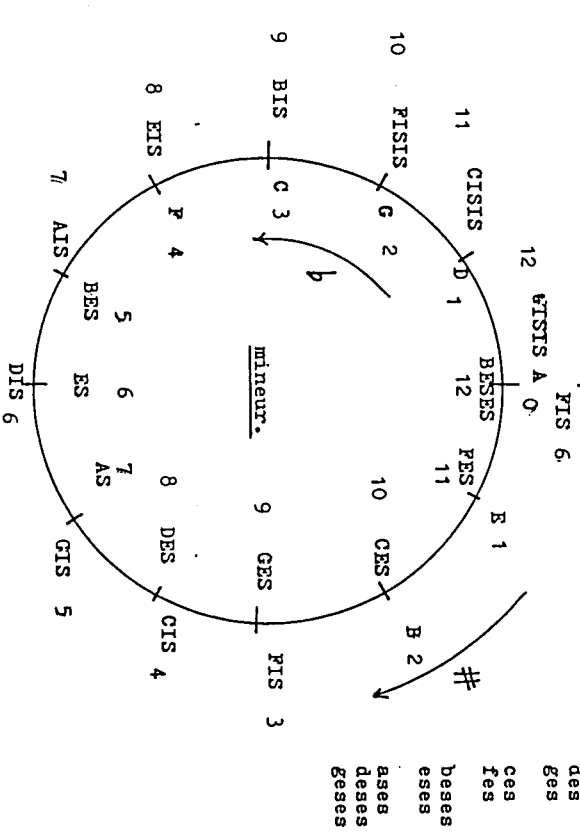
Do	1	Re	1	Mi	1/2	Fa	1	Sol	1	La	1	Ti	1/2	Do
Do	RE <sub>B</sub>	MI <sub>B</sub>	FA	SOL	LA <sub>B</sub>	TI <sub>B</sub> <sup>b5</sup>								
Groot 3kl.	Kleine 3 kl.	Kleine 3 kl.	Grote 3kl.	Grote 3kl.	Kleine 3kl.	Verminderde 3kl.								drie klanken.
DO <sup>ma7</sup>	RE <sub>B</sub> <sup>7</sup>	MI <sub>B</sub> <sup>7</sup>	FA <sup>maj7</sup>	Sol <sup>7</sup>	LA <sub>B</sub> <sup>7</sup>	TI <sub>B</sub> <sup>7b5</sup>								septiem accoorden.
Groot 7 acc.	Klein 7 acc.	Klein 7 acc.	Groot 7 acc.	Dominant 7 acc.	Klein 7 acc.	Half verminderd 7 acc.								

De Kwintem cirkel.

12 BIS C 0



fis  
cis  
fis  
dis  
ais  
eis  
bis  
fis  
dis  
ais  
fis  
dis  
ais



bes  
es  
as  
des  
ges  
ces  
fes  
beses  
eses  
ases  
deses  
geses

\*Alternatieve Kwintem Cirkel\*

MAJEUR			MINEUR harm.			
I	IV	V	I	IV	V	voortekens
CIS	FIS	GIS <sup>7</sup>	AISm	DISm	KIS <sup>7</sup>	7 fis,cis,dis,ais,ais,ais,dis.
FIS	B	CIS <sup>7</sup>	DISm	GISM	AIS <sup>7</sup>	6 fis,cis,dis,ais,ais,ais.
B	E	FIS <sup>7</sup>	GISM	CISM	DIS <sup>7</sup>	5 fis,cis,dis,ais,ais.
R	A	B <sup>7</sup>	CISM	FISM	GIS <sup>7</sup>	4 fis,cis,dis,dis.
A	D	E <sup>7</sup>	FISM	Bm	CIS <sup>7</sup>	3 fis,cis,dis.
D	G	A <sup>7</sup>	Bm	Em	FIS <sup>7</sup>	2 fis,cis.
G	C	D <sup>7</sup>	Em	Am	B <sup>7</sup>	1 fis.
C	F	G <sup>7</sup>	Am	Dm	E <sup>7</sup>	geen
P	BES	C <sup>7</sup>	Dm	Gm	A <sup>7</sup>	1 bes.
BES	ES	F <sup>7</sup>	Gm	Cm	D <sup>7</sup>	2 bes,es.
ES	AS	BES <sup>7</sup>	Cm	Fm	G <sup>7</sup>	3 bes,es,as.
AS	DES	ES <sup>7</sup>	Fm	BESm	C <sup>7</sup>	4 bes,es,as,des.
DES	GRS	AS <sup>7</sup>	BESm	ESm	F <sup>7</sup>	5 bes,es,as,des,ges.
GRS	CES	DES <sup>7</sup>	ESm	ASM	BES <sup>7</sup>	6 bes,es,as,des,ges,ces.
CES	FES	GES <sup>7</sup>	ASM	DISM	ES <sup>7</sup>	7 bes,es,as,des,ges,ces,fes.

Mineur aeolisch: Ve trap mineur wordt een mineur accoord.

Mineur melodisch: stijgend wordt de IVe trap een majeureaccoord en de Ve een dominant septiem accoord, dalend worden zowel de IVe als de Ve trap een mineur accoord.

4 C F G<sup>7</sup> C Am Dm E<sup>7</sup> Am

III

Majeur ladder van C.

hoofdfunkties  
nevenfunkties

C = c+e+g  
F = f+a+c  
G<sup>7</sup> = g+b+d+f

C	F	G <sup>7</sup>	I = tonica = C IV = sub dominant = F V = dominant = G <sup>7</sup>

Dm	Em	Am	Bm <sup>b5</sup>

Voor elektrisch gitaar: C = A in III    F = E in I    G<sup>7</sup> = E<sup>7</sup> in III

"Country" "Latin"

A mineur harmonisch.

I - - - - - IV - - - - - V - - - - - hoofdfunkties.  
 II - - - - - III - - - - - VII - - - - - VII - - - - - nevenfunkties.

Am = a+c+e  
 Dm = d+f+a  
 E<sup>7</sup> = e+g<sup>b</sup>+  
 b+d.

voor electrisch gitaar: Am = Em in V Dm = Am in V E<sup>7</sup> = A<sup>7</sup> in VII

Blues in C

Blues in Am.

5  $\frac{4}{4}$  G C D<sup>7</sup> G Em Am B' Em ::

G Majeur.

G

C

D<sup>7</sup>

G = g+b+d

C = c+e+g

D<sup>7</sup> = d+fis+a+c

voor electrisch gitaar G = E in III C = A in III D<sup>7</sup> = A<sup>7</sup> in V

G Blues in G  
C G  
D<sup>7</sup> C G (D<sup>7</sup>)

E mineur harmonisch.

Em Blues in Em  
Am Em  
B<sup>7</sup> Am Em (B<sup>7</sup>)

Em

Am

B<sup>7</sup>


Em = e+g+b

Am = a+c+e

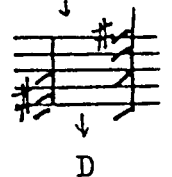

B<sup>7</sup> = b+dis+fis+a

voor electrisch gitaar: Em = Am in VII Am = Em in V B<sup>7</sup> = E<sup>7</sup> in VII


"Blues" "Swing"



D Majeur.



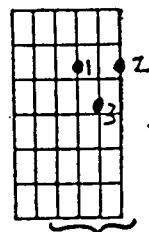
D



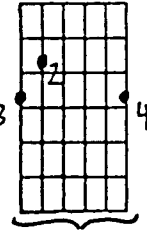
G



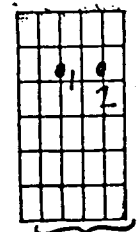
A



D = d+fis+a



G = g+b+d




of

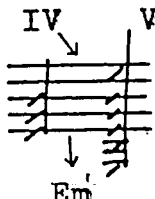
A<sup>7</sup> = a+cis+e+g

Voor electrisch gitaar: D = A in V    G = E in III    A<sup>7</sup> = E<sup>7</sup> in V


B Mineur harmonisch.



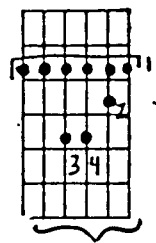
Bm



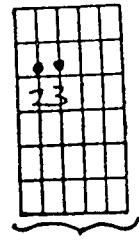
Em



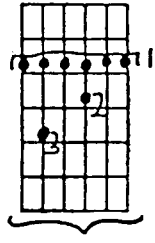
Fis<sup>7</sup>




Bm = b+d+fis



Em = e+g+b



Fis<sup>7</sup> = fis+a+cis+e




Blues in D.



"Wals"

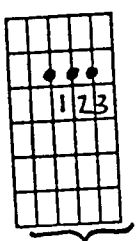
Voor electrisch gitaar: Bm = Em in VII    Em = Am in VII    Fis<sup>7</sup> = A<sup>7</sup> in IX



A majeur.

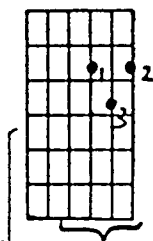
Musical notation for the A major scale in treble clef, with fingerings 5, 4, 3 and chord symbols I, IV, V.

Musical notation for the A major chord.



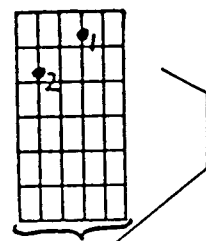
A = a+cis+e

Musical notation for the D major chord.



D = d+fis+a

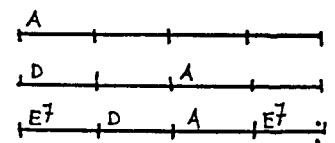
Musical notation for the E7 chord.



E<sup>7</sup> = e+gis+b+d

Voor electrisch gitaar: A = E in V    D = A in V    E<sup>7</sup> = A<sup>7</sup> in VII.

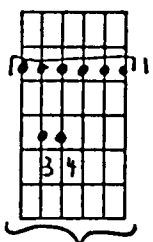
Fis Mineur harmonisch.



Musical notation for the F# minor scale in treble clef, with fingerings 4, 3, 2, 1 and chord symbols I<sup>4</sup>, IV, V.

Musical notation for the FISm chord.

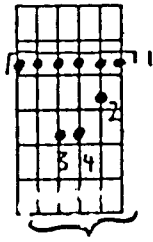
FISm



FISm = fis+a+cis

Musical notation for the Bm chord.

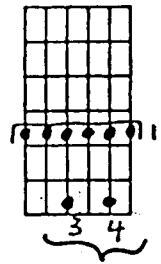
Bm



Bm = b+d+fis

Musical notation for the Cis7 chord.

Cis<sup>7</sup>



Cis<sup>7</sup> = cis+eis+gis+b

"Rock"

Musical notation for a "Rock" style guitar riff.



4/4 E A B<sup>7</sup> E Cis<sup>m</sup> Fis<sup>m</sup> Gis<sup>7</sup> Fis<sup>m</sup> 8.

E Majeur.

④ ——— ③ ——— ② ——— ① ———  
I<sup>2</sup> 4 IV V

E

A

B<sup>7</sup>

E = e+gis+b

A = a+cis+e

B<sup>7</sup> = b+dis+fis+a

Voor electrisch gitaar: E = A in VII A = E in V B<sup>7</sup> = E<sup>7</sup> in VII

E Blues in E

E A E (b7)  
B<sup>7</sup> A E (b7)

Cis Mineur harmonisch.

"Country Blues"

⑤ ——— ④ ——— ③ ——— ② ———  
I<sup>4</sup> 1 2 IV V

CIS<sup>m</sup>

FIS<sup>m</sup>

Gis<sup>7</sup>


CIS<sup>m</sup> = cis+e+gis

FIS<sup>m</sup> = fis+a+cis

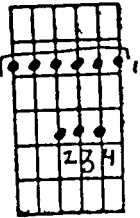
Gis<sup>7</sup> = gis+bis+dis+fis

9.


B. Majeur.



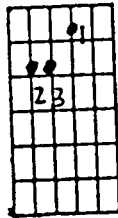
E




E = b+dis+fis



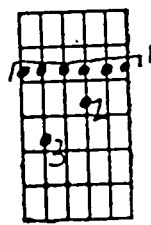
E



E = e+gis+b

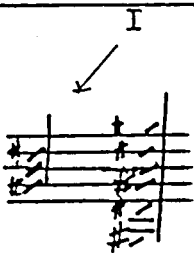


Fis

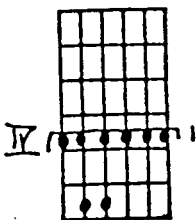


Fis<sup>7</sup> = fis+ais+cis+e

GIS. Mineur harmonisch.




GISm

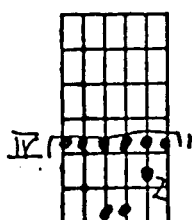


3 4

GISm = gis+b+dis



GISm

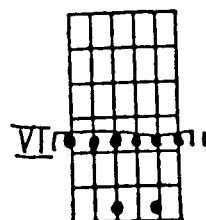


3 4

GISm = cis+e+gis



Dis<sup>7</sup>



3 4

Dis<sup>7</sup> = dis+fisis+ais+cis

F | Bes | C<sup>7</sup> | F | Dm | Gm | A<sup>7</sup> | Dm | :

"Latin met syncope"

F majeur.

F

F = f+a+c

Bes

Bes = bes+d+f

C<sup>7</sup>

C<sup>7</sup> = c+e+g+bes

Voor electrisch gitaar: F = E in I      Bes = A in I      C<sup>7</sup> = A<sup>7</sup> in III.

D mineur harmonisch.

Dm

Dm = d+f#a

Gm

Gm = g+bes+d

A<sup>7</sup>

A<sup>7</sup> = a+cis+e+g

Voor electrisch gitaar: Dm = Am in V      Gm = Em in III      A<sup>7</sup> = E<sup>7</sup> in V.

Bes majeur.

I: Bes = bes+d+f  
 IV: Es = es+g+bes  
 V: F<sup>7</sup> = f+a+c+es

Bes = bes+d+f    Es = es+g+bes    F<sup>7</sup> = f+a+c+es

Es majeur.

I: Es  
 IV: As  
 V: Bes<sup>7</sup> of

Es = es+g+bes    As = as+c+es    Bes<sup>7</sup> = bes+d+f+as

G mineur harmonisch.

I: Gm  
 IV: Cm  
 V: Cm  
 D<sup>7</sup>

Gm = g+bes+d    Cm = c+es+g    D<sup>7</sup> = d+f+is+a+c

C mineur harmonisch.

I: Cm  
 IV: Fm  
 V: G<sup>7</sup>

Cm = c+es+g    Fm = f+as+c    G<sup>7</sup> = g+a+b+d+f

As majeur.

As = as+c+es  
Des = des+f+as  
Es<sup>7</sup> = es+g+bes+des

Des majeur.







Des = des+f+as  
Ges = ges+h+es+des  
As<sup>7</sup> = as+c+es+ges

F mineur harmonisch.












Fm = f+as+c  
Besm = bes+des+f  
C<sup>7</sup> = c+e+g+bes

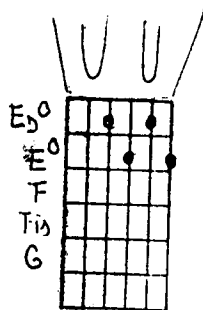
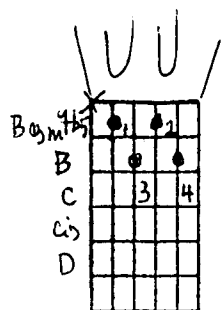
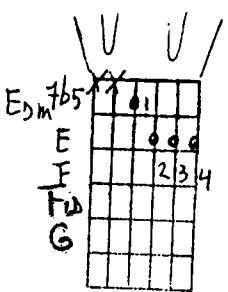
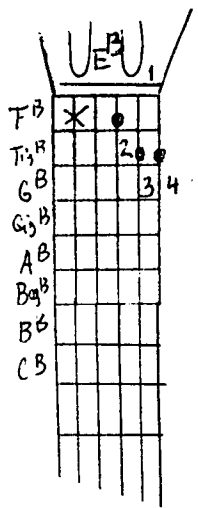
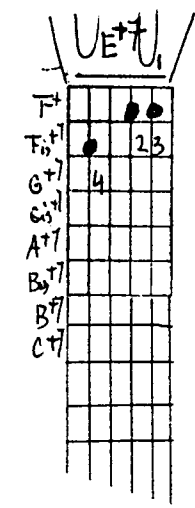
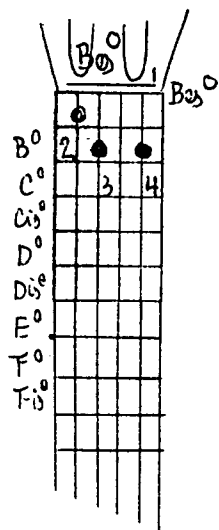
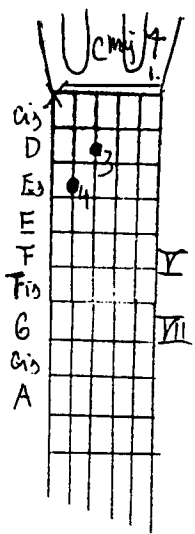
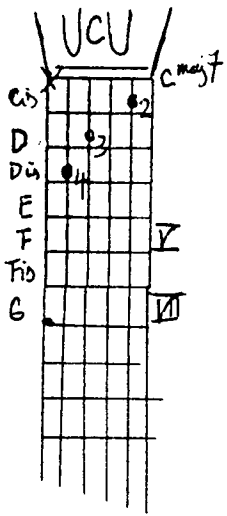
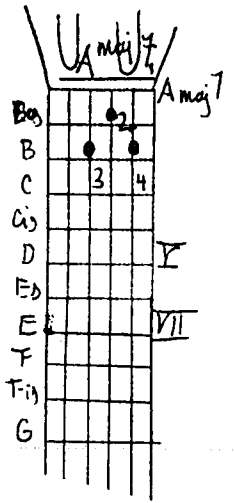
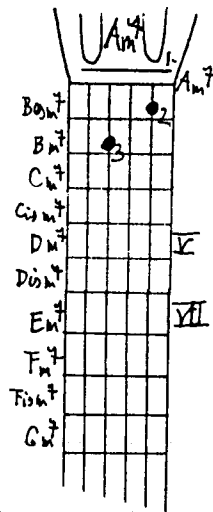
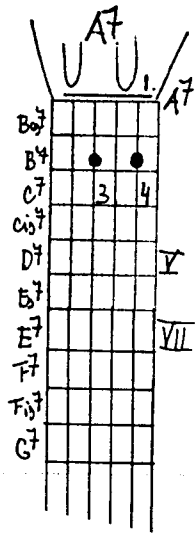
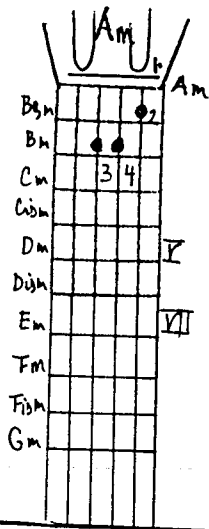
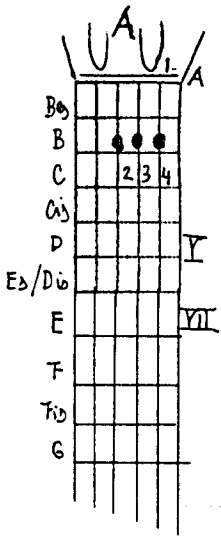
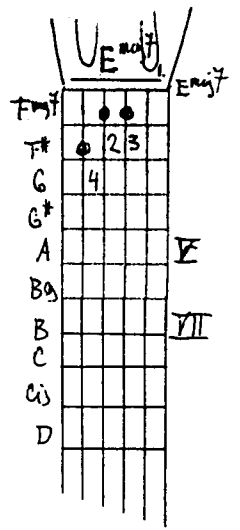
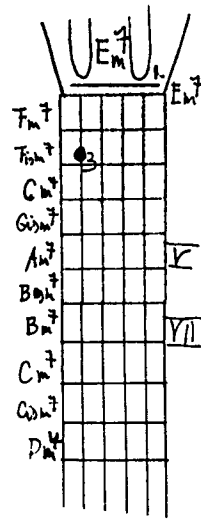
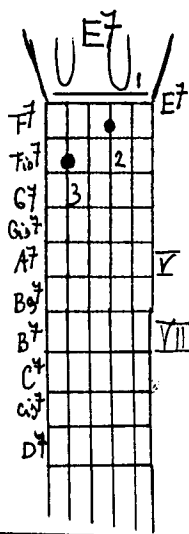
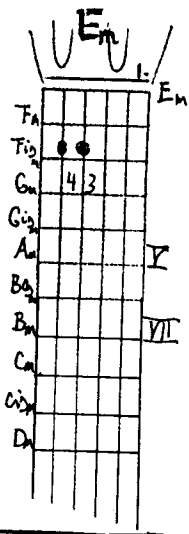
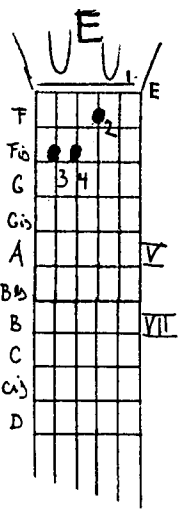
Bes mineur harmonisch.

Besm = bes+des+f  
Esm = es+ges+bes  
F<sup>7</sup> = f+a+c+es

Soort	Samenstelling	Voorbeeld	Symbool.
1. Grote drieklank:	reine kwint grote terts grondtoon		C
2. Kleine drieklank:	reine kwint kleine terts grondtoon		Cm
3. Verminderde drieklank:	verminderde kwint kleine terts grondtoon		Cm <sup>b5</sup>
4. Overmatige drieklank:	overmatige kwint grote terts grondtoon		C <sup>+</sup>
5. Dubbelverminderde drieklank:	verminderde kwint verminderde terts grondtoon		C <sup>b5</sup>
6. Hardverminderde drieklank:	verminderde kwint grote terts grondtoon		C <sup>b5</sup>

## Septiem accoorden.

Soort:	Samenstelling:	Voorbeeld:	symbool:
1. Dominant septiem acc:	klein septiem reine kwint grote terts grondtoon		C <sup>7</sup>
2. Groot septiem acc:	groot septiem reine kwint grote terts grondtoon		C <sup>maj7</sup>
3. Klein septiem acc:	klein septiem reine kwint kleine terts grondtoon		Cm <sup>7</sup>
4. Halfverminderd septiem accoord:	klein septiem verminderde kwint kleine terts grondtoon		Cm <sup>7b5</sup>
5. Verminderd septiem accoord:	Verminderde sept. verminderde kwint kleine terts grondtoon		C <sup>0</sup>
6. Dubbel verminderd septiem accoord:	verminderde sept. verminderde kwint verminderde terts grondtoon		C <sup>b5</sup> <sup>b7b5</sup>
7. Hard verminderd septiem accoord:	kleine septiem verminderde kwint grote terts grondtoon		C <sup>7b5</sup>
8. Overmatig septiem accoord:	grote septiem overmatige kwint grote terts grondtoon		C <sup>+</sup> maj7
9. Overmatig dominant septiem accoord:	klein septiem overmatige kwint grote terts grondtoon		C <sup>7+</sup> <sup>5</sup>
10. Klein groot septiem accoord:	groot septiem reine kwint kleine terts grondtoon		Cm <sup>maj7</sup>
11. Klein verminderd septiem accoord.	verminderde sept. reine kwint kleine terts grondtoon		Cm <sup>b7</sup>



$E^{\circ} = A^{\circ} = C^{\circ} = F^{\circ}$   
 $F^{\circ} = B^{\circ} = G^{\circ} = D^{\circ}$   
 $F^{\circ} = B^{\circ} = D^{\circ} = G^{\circ}$   
 etc.

# GUITAR CHORDS

	Major	Minor	Dominant	Minor	Added	Major	Minor	Minor	Augmented	Augmented	Dominant	Dominant
			7th	7th	6th	7th	6th	7th	7th	7th	9th	7th
Ab (G#)												
A												
Bb												
B												
C												
C# (Db)												
D												



